

D29: VACUMATIC FILLING UNIT EJECTOR SET WITH TWO DIAMETERS OF EJECTORS for REMOVAL of STUCK VAC FILLING UNIT

THIS TOOL IS INTENDED TO HELP REMOVE VACUMATIC FILLING UNITS FROM THE BARRELS OF STANDARD (STD) AND DEBUTANT (DEB) VACS AFTER THE THREADED SHOULDER IS UNSCREWED FROM THE BACK OF THE BARREL AND THE FILLING UNIT STILL DOESN'T WANT TO PULL OUT. THESE EJECTORS WILL AVOID DAMAGING OR PULLING THE FILLING UNIT APART IF IT IS STUCK. TO USE THE LARGER DIAMETER FILLING UNIT EJECTOR (THE ONE WITH THE SEAT SCRAPER ON THE OTHER END), THE SECTION MUST BE OFF THE BARREL IN ORDER FOR THE EJECTOR TO FIT INTO THE BARREL. THE LARGER DIAMETER EJECTOR WILL FIT THROUGH ALMOST ALL STANDARD SIZED (STD) AND DEBUTANT (DEB) SIZED BARRELS / DIAPHRAGM SEATS ONCE THE SECTION IS OFF. THIS WOULD BE THE FIRST OPTION. REMOVAL OF THE OLD DIAPHRAGM FROM THE FRONT OF THE PEN SHOULD BE ATTEMPTED BEFORE USING EITHER EJECTOR AS IT WILL GET IN THE WAY OF EJECTOR OPERATION.

IF YOU WANT TO TRY USING A FILLING UNIT EJECTOR WITHOUT TAKING THE SECTION OFF, THE SMALLER DIAMETER EJECTOR (**D29 B**) WILL FIT THROUGH THE SECTIONS OF 50% OF THE STANDARD VACS OUT THERE. FOR DEBS AND THE OTHER HALF OF THE STANDARD SIZED VACS, YOU HAVE TO HAVE THE SECTION OFF TO USE EITHER OF THESE EJECTORS. BUT IT IS NOT UNCOMMON TO REMOVE THE SECTION DURING RESTORATION ANYWAY. SECTION REMOVAL ALSO FACILITATES REMOVAL OF THE OLD DIAPHRAGM WHICH WILL GET IN THE WAY OF THE EJECTOR OPERATION.

**TWO DIAMETERS OF VACUMATIC FILLING UNIT EJECTORS are INCLUDED
for EJECTING STUCK FILLING UNITS:**



LARGER DIAMETER – SECTIONS MUST BE OFF TO USE



**SMALLER DIAMETER – WILL FIT THROUGH ABOUT HALF OF STD VACS W/ SECTION
STILL ON**

**THE LARGER DIAMETER EJECTOR OF THE D29 SET HAS A VAC DIAPHRAGM SEAT
SCRAPER / CLEANER ON THE OPPOSITE END**






D29 EJECTOR

D29 VAC SEAT SCRA

SECTIONED VACUMATIC BARREL



D29 VACUMATIC FILLING UNIT EJECTOR SET



D29 VAC SEAT SCRAPER STD & DEB
PENTOOILING.com

D29 EJECTOR

D29B VAC FILLING UNIT EJECTOR SMALLER SIZES
PENTOOILING.com

SET INCLUDES (2) DIFFERENT DIAMETER RODS WITH CAVITIES ON END TO PUSH STUCK FILLING UNITS OUT

SIZING SUMMARY FOR EJECTORS:

LARGE DIA. EJECTOR

- HAS TO HAVE SECTION OFF OF BARREL TO GET TO FILLING UNIT OF STD. OR DEB. VACS.
- WILL PASS THROUGH THE HOLE IN THE BOTTOM OF THE DIAPHRAGM SEAT OF 96% OF VACS – I'VE CHECKED 50.
- IT IS THE PREFERRED TOOL OF THE TWO DIAMETERS AS IT ENCAPSULATES THE WHOLE PELLET RETAINER IN THE END OF THE FILLING UNIT.
- YOU SHOULD FISH OUT AS MUCH OF THE OLD DIAPHRAGM AS POSSIBLE THROUGH THE FRONT OF THE BARREL BEFORE USING THE EJECTOR.

SMALLER DIAMETER EJECTOR (D29 B)

- YOU CAN LEAVE THE SECTION ON AND STILL GET INTO THE BARREL FOR 50% OF THE STD VACS, BUT YOU NEED TO FISH OUT AS MUCH OF THE OLD DIAPHRAGM AS POSSIBLE THROUGH THE FRONT OF THE SECTION
- WON'T GO THROUGH THE SECTION OF A DEB OR OF ABOUT 50% OF STD VACS.



THE D29 DIAPHRAGM SEAT SCRAPER / CLEANER IS BUILT INTO THE OPPOSITE END OF THE LARGER DIAMETER VAC FILLING UNIT EJECTOR.


THE TWO ROUND NUTS ON THE BACK OF THE SCRAPER CAN BE LOCKED TOGETHER TO SET THE DEPTH THAT THE SCRAPER BLADE GOES INTO THE BARREL.

IT IS NOT NECESSARY TO USE THE LOCKING DEPTH ADJUSTING NUTS IF YOU AIM THE SHAFT STRAIGHT AND GO GENTLY WHILE SCRAPING THE SEAT. IT IS NOT NECESSARY TO PUSH VERY HARD WHILE TURNING THE BLADE TO GET A GOOD, CLEAN SEAT FOR THE NEW DIAPHRAGM. IF THE SCRAPING ACTION IS ROUGH, BACK OFF SLIGHTLY SO IT GOES SMOOTHLY WHILE SCRAPING.

THE DEPTH OF THE SEAT VARIES FROM PEN TO PEN, SO IF YOU USE THIS TOOL WITH THE DEPTH ADJUSTERS IT MAY BE NECESSARY TO ADJUST THE DEPTH FOR EACH PEN. TO DO SO, BACK THE NUTS OFF, INSERT THE SCRAPER UNTIL YOU FEEL IT LAND ON THE DIAPHRAGM SEAT AND SCREW THE FRONT ROUND NUT FORWARD AND HOLD IT IN THAT POSITION WHILE YOU TIGHTEN THE BACK ROUND NUT UP AGAINST THE FRONT ROUND NUT TO LOCK THE DEPTH SETTING.

(NOTE: 4% OF THE VACS OUT THERE HAVE A HOLE IN THE BOTTOM OF THE DIAPHRAGM SEAT THAT IS LARGER THAN THE OTHER 96% SO THE SCRAPER SLIDES BY THE SEAT OF THAT 4% WITHOUT MAKING CONTACT.)



BLADE for SCRAPING OLD LATEX OFF OF VACUMATIC DIAPHRAGM SEATS MATCHES THE SHAPE & ANGLES OF THE PEN DIAPHRAGM SEAT




**LOCKING BLADE DEPTH
ADJUSTING NUTS**

**CUT AWAY VACUMATIC BARREL SHOWING D29 SEAT
SCRAPER POSITIONED ON VACUMATIC SEAT. CLEANING
THIS SEAT WILL PROVIDE A BETTER DIAPHRAGM SEAL
AND MAKE THE FILLING UNIT WORK BETTER**

VAC FILLING UNIT DIAPHRAGM SEAT CLEANER / SCRAPER WITH DOUBLE SIDED BLADE







UNCLEANED SEAT



CLEANED SEAT

**DOUBLE SIDED
SCRAPING
BLADE SHOWN
AT DIFFERENT
ROTATIONAL
ANGLES**



**DEPTH
ADJUSTING
NUTS**

